

Transforming Ideas into Innovations: Michigan Education and Career Pathfinder

Scott Powell, Ph.D.

Director of Research

Michigan Bureau of Labor Market Information and Strategic Initiatives

Bureau of Labor Market Information and Strategic Initiatives


- We are the official source for high quality demographic and labor market information for the state of Michigan and its regions.
- We administer the state's federal-state cooperative programs with the Bureau of Labor Statistics and the Census Bureau and produce high-quality information and analysis through grants from the U.S. Department of Labor and from partner agencies in the state of Michigan.
- We provide our national, state, and local partners and customers with accurate, objective, reliable, timely, accessible, and transparent information and insights.

The Challenge

- Bridge the gap between education and the workforce
 - Identify potential career paths
 - Provide information on options and outcomes
 - Design for broad range of users
- Leverage existing infrastructure
 - Administrative education and wage data (WLDS)
 - Labor Market Information
 - Eligible Training Provider List (ETPL)

The Solution: Michigan Education and Career Pathfinder

- What is Pathfinder?
 - Free online career exploration and planning tool
 - Provides critical information to make informed career choices
 - Complements other skill assessment and interest profile tools



The screenshot displays the Pathfinder website interface, featuring the logo at the top right. Below the logo is a grid of four user role cards, each with an illustration of a person and a list of features:

- I AM A STUDENT**
 - Search for exciting and interesting careers
 - Discover what schools offer the programs you are interested in
 - See detailed information
 - Compare programs and careers[LEARN MORE](#)
- I AM A PARENT**
 - Help your child investigate careers
 - Research schools and programs
 - See detailed job projections and wages
 - Compare tuition outcomes[LEARN MORE](#)
- I AM A COUNSELOR**
 - Help your student investigate careers
 - Research schools and programs
 - See detailed job projections and wages
 - Compare tuition outcomes[LEARN MORE](#)
- I AM A JOB SEEKER**
 - See detailed job projections and wages
 - Compare programs and careers
 - Explore your academic interests and identify schools offering those programs[LEARN MORE](#)

Pathfinder: Key Features

- Identify the Path
 - Four modules
 - Related programs of study
- Detailed Employment Outcomes
- Return on Investment
- Labor Market Information
 - In-demand occupations
 - Wages
 - Projected demand
- Make direct comparisons of occupations, institutions, or programs of study

FIND A **PATH**

CHOOSE AN OCCUPATION

CHOOSE A FIELD OF STUDY

CHOOSE A SCHOOL

CHOOSE A LOCATION

VIEW THE TOP 50 HOT CAREERS

VIEW THE TOP 25 PROFESSIONAL TRADES

[Sitemap](#) [Terms & Conditions](#) [Data Documentation](#) [About](#) [Contact](#) [FAQs](#) [User Guide](#)

© Copyright 2017 Talent Investment Agency
201 N. Washington Sq., Lansing, MI 48933

Michigan Occupation Details

Registered Nurses

Overall Rank ★★★★★

Assess patient health problems and needs, develop and implement nursing care plans, and maintain medical records. Administer nursing care to ill, injured, convalescent, or disabled patients. May advise patients on health maintenance and disease prevention or provide case management. Licensing or registration required. Includes Clinical Nurse Specialists. Excludes "Nurse Anesthetists" (29-1151), "Nurse Midwives" (29-1161), and "Nurse Practitioners" (29-1171).

Wage Rank



Openings Rank



Growth Rank



Wage Range



About Registered Nurses in Michigan

Projected Annual Openings:

3,372

Projected Ten-Year Growth:

12%

Typical Education Required:

Bachelor's Degree

Typical Training Required:

None

[View Available Job Openings for Registered Nurses on Pure Michigan Talent Connect \(221 Jobs Available\)](#)

[Choose My Field of Study](#)

[Choose My School](#)

Michigan Employment Information for Registered Nursing, Nursing Administration, Nursing Research and Clinical Nursing

Please select an award level to see Employment Information.

Certificate

Bachelor's Degree

Graduate Degree

Bachelor's Degree

A degree that normally requires at least four years of full-time college work.

Typical Time from Completion to Employment:

90 days or less

Employment for those Not Continuing in Education (Year 1):

64%

Median Salary (Year 1):

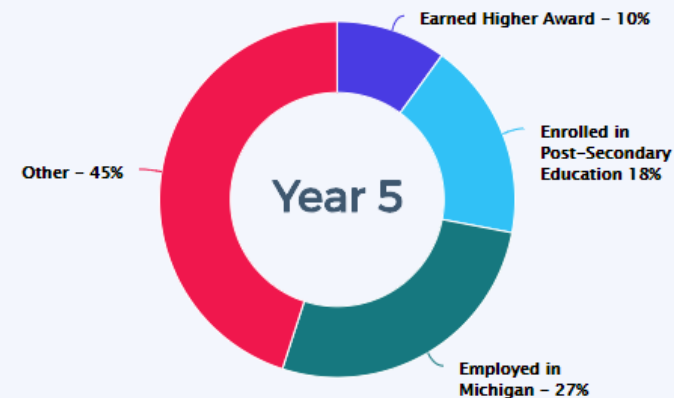
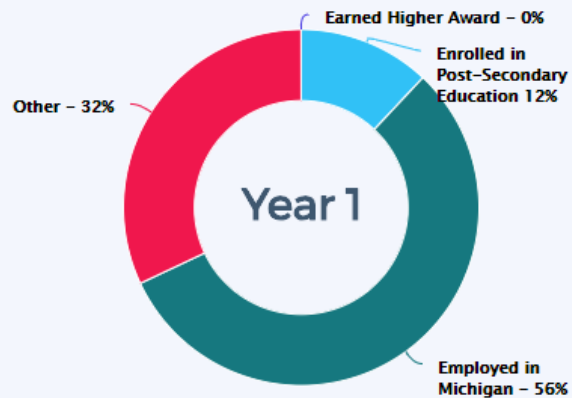
\$56,392

Employment for those Not Continuing in Education (Year 5):

37%

Median Salary (Year 5):

\$61,988



Pathfinder Development

- In-house Development
- Development Team
 - Researchers and program experts
 - Database and app development
 - Focus groups
- Key Challenges
 - Data linkages
 - DSAs
 - Record matching
 - Time
 - Minimizing site maintenance

Looking to the Future

Planned Improvements

- Out-of-State Wage Records
- Private education institutions
- Apprenticeship
- CTE
- Graduate program outcomes

Questions?

Scott Powell, Ph.D.

Director of Research

Michigan Bureau of Labor Market Information and Strategic Initiatives