

COMPETITIVENESS OF THE MICHIGAN CONSTRUCTION INDUSTRY

Worker's and Firm's Characteristics; Employment Trends and Dynamics, Using LEHD QWI and J2J Data Series

Longitudinal Employer-Household Dynamics (LEHD) Workshop
March 7 – 8, 2016
U. S. Bureau of Census

Presentation Outline

2

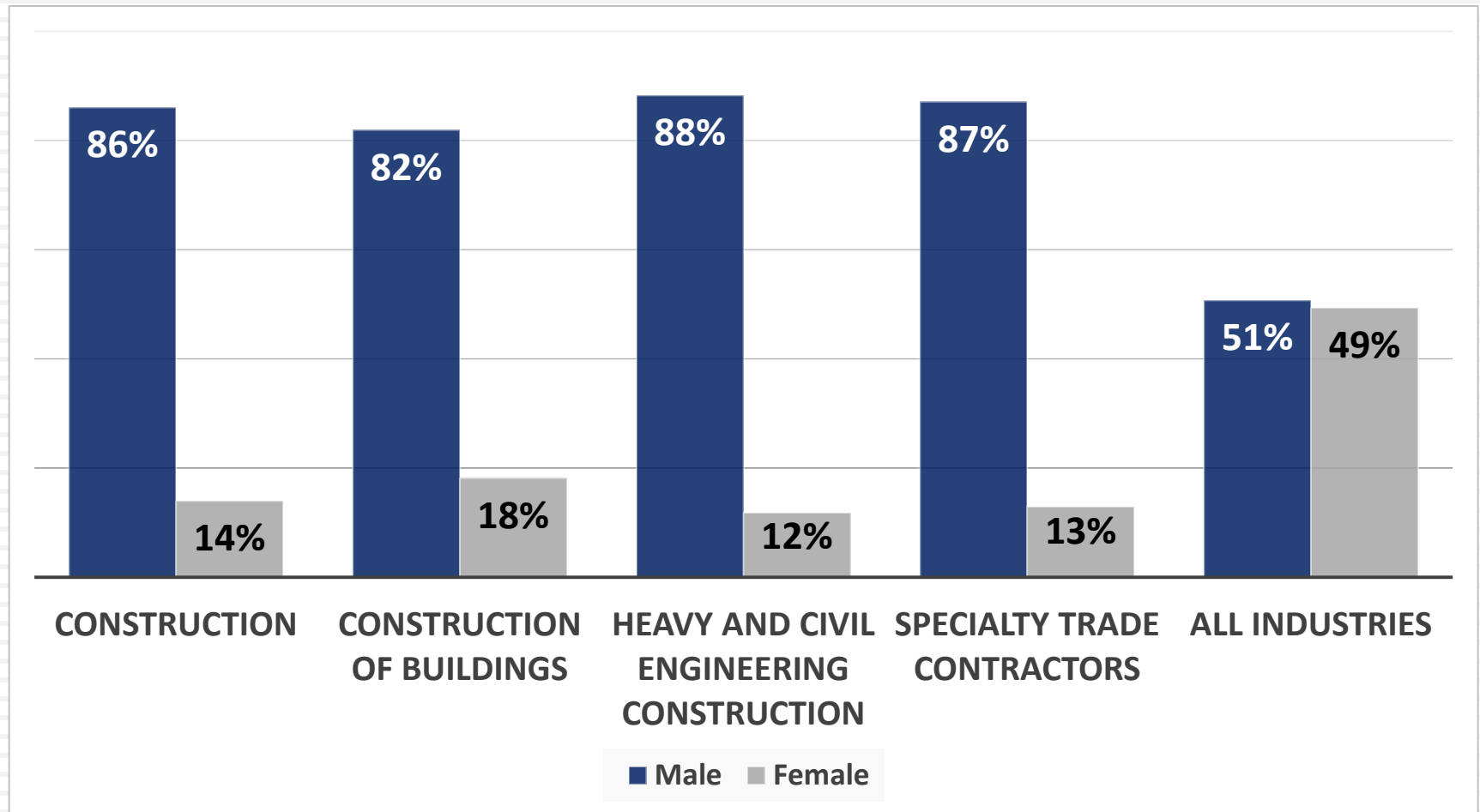
- ❑ From Quarterly Workforce Indicators (QWI)
 - Construction Worker's Characteristics (Age, Gender, Educational Attainment)
 - Construction Firm Characteristics (Age and Size)
- ❑ From Other U. S. Census Bureau's Economic Data
 - Characteristics of the Construction Business Owner
- ❑ From Job-to-Job (J2J) Data Series
 - J2J Hires and Separations
 - Hires from and Separations into Persistent Nonemployment
 - Destination Industries and States for Michigan Construction J2J Movers

From Quarterly Workforce Indicators (QWI)

- ❑ Construction Worker's Characteristics (Age, Gender, Educational Attainment)
- ❑ Construction Firm Characteristics (Age and Size)

The Michigan Construction Industry is Male-Dominated

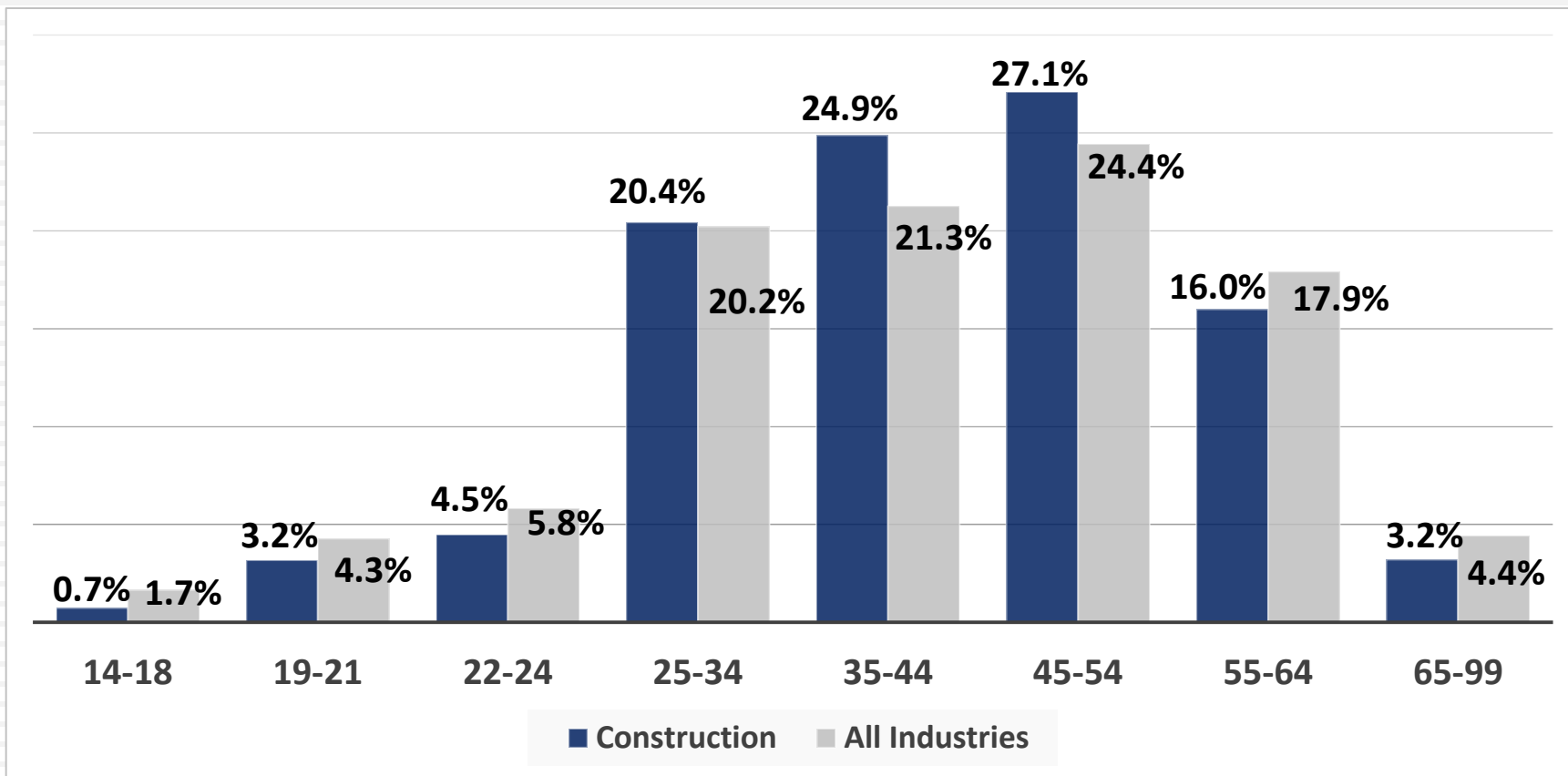
4



Source: U. S. Census Bureau, Local Employment-Household Dynamics, Quarterly Workforce Indicators, Third Quarter 2014

Higher-than-Average Share of Workers in the Prime Age Groups of 35 to 54

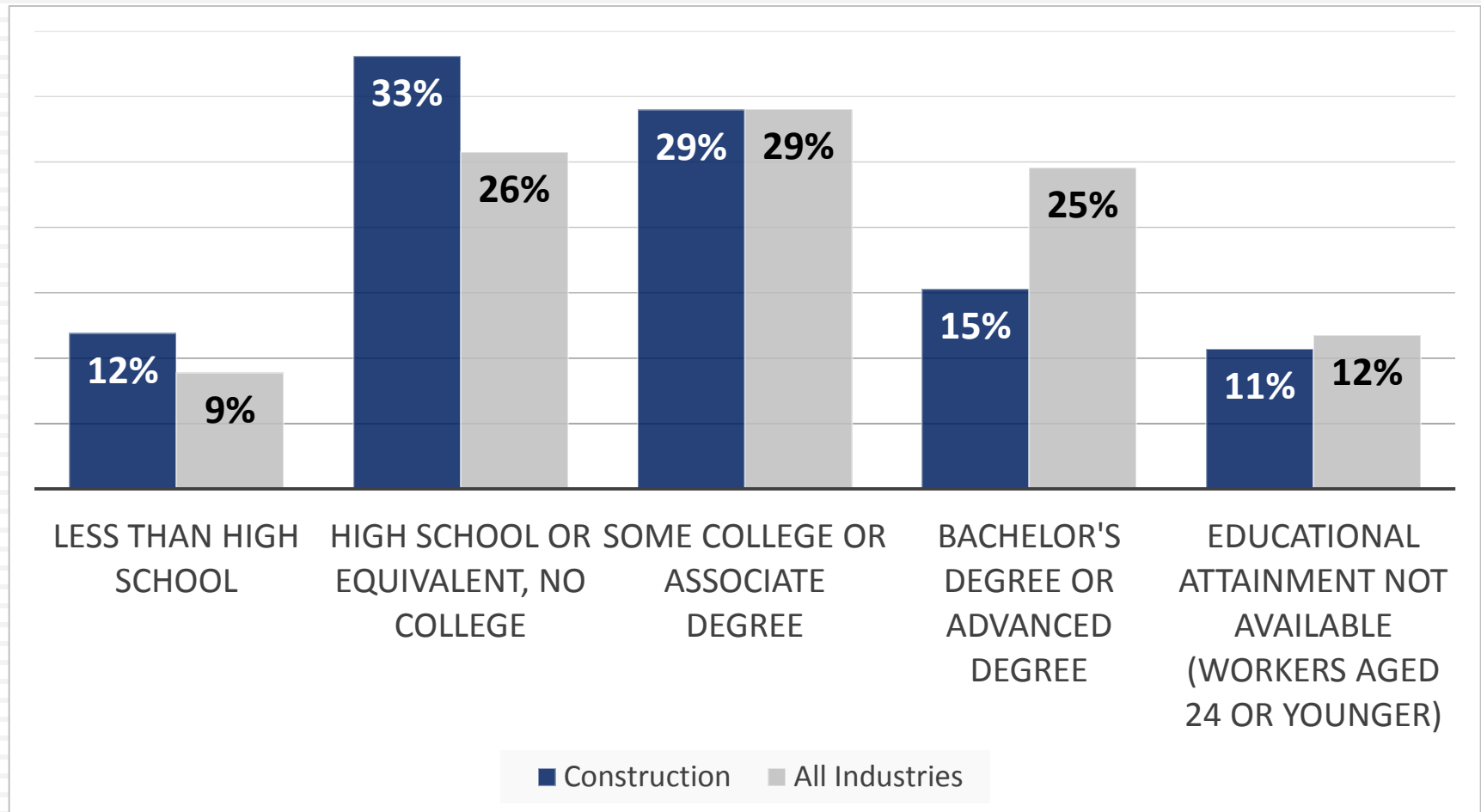
5



Source: U. S. Census Bureau, Local Employment-Household Dynamics, Quarterly Workforce Indicators, Third Quarter 2014

Higher-than-Average Share of Workers With a High School Diploma or Less

6



Source: U. S. Census Bureau, Local Employment-Household Dynamics, Quarterly Workforce Indicators, Third Quarter 2014

Over Half of All Construction Firms are Small-Sized (0 to 19 Employees)

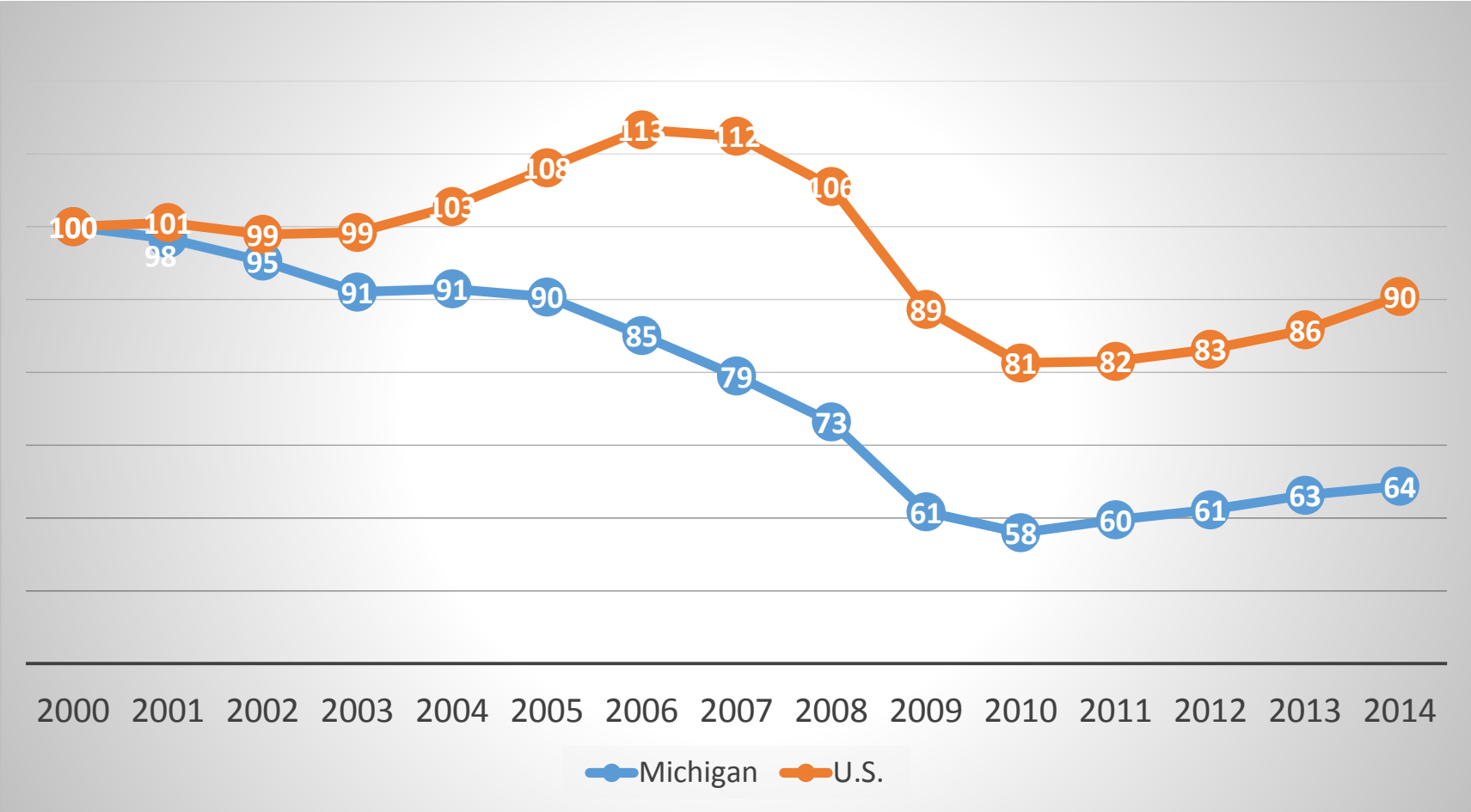


Source: U. S. Census Bureau, Local Employment-Household Dynamics, Quarterly Workforce Indicators, Third Quarter 2014

From Job-to-Job (J2J) Data Series

- J2J Hires and Separations
- Hires from and Separations into Persistent Nonemployment
- Destination Industries and States for Michigan Construction J2J Movers

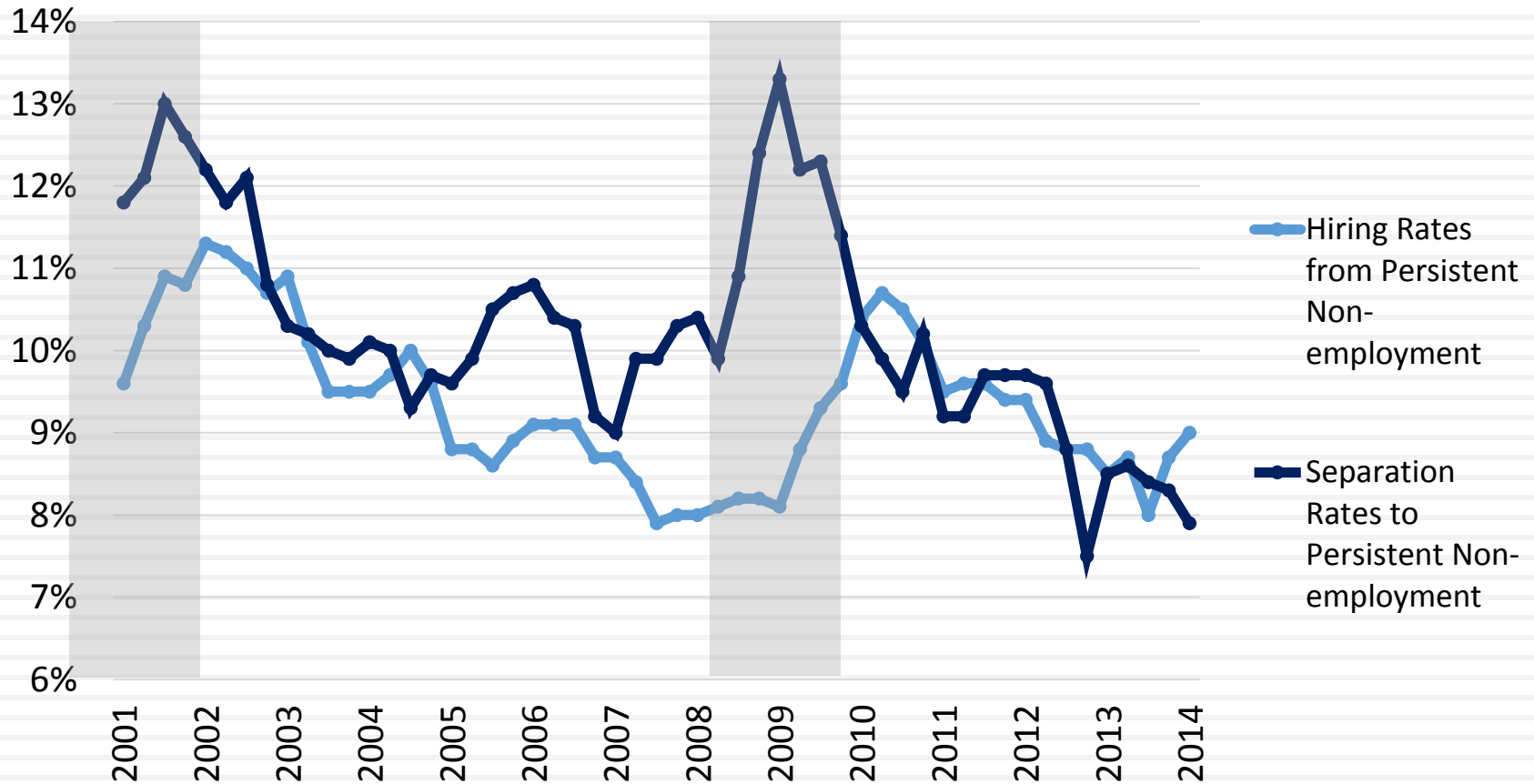
Steady Payroll Employment Decline Since 2000



Source: Michigan Bureau of Labor Market Information and Strategic Initiatives, Current Employment Statistics, Annual Averages

Flows into and from Persistent Non-employment in the Michigan Construction Sector - Seasonally Adjusted

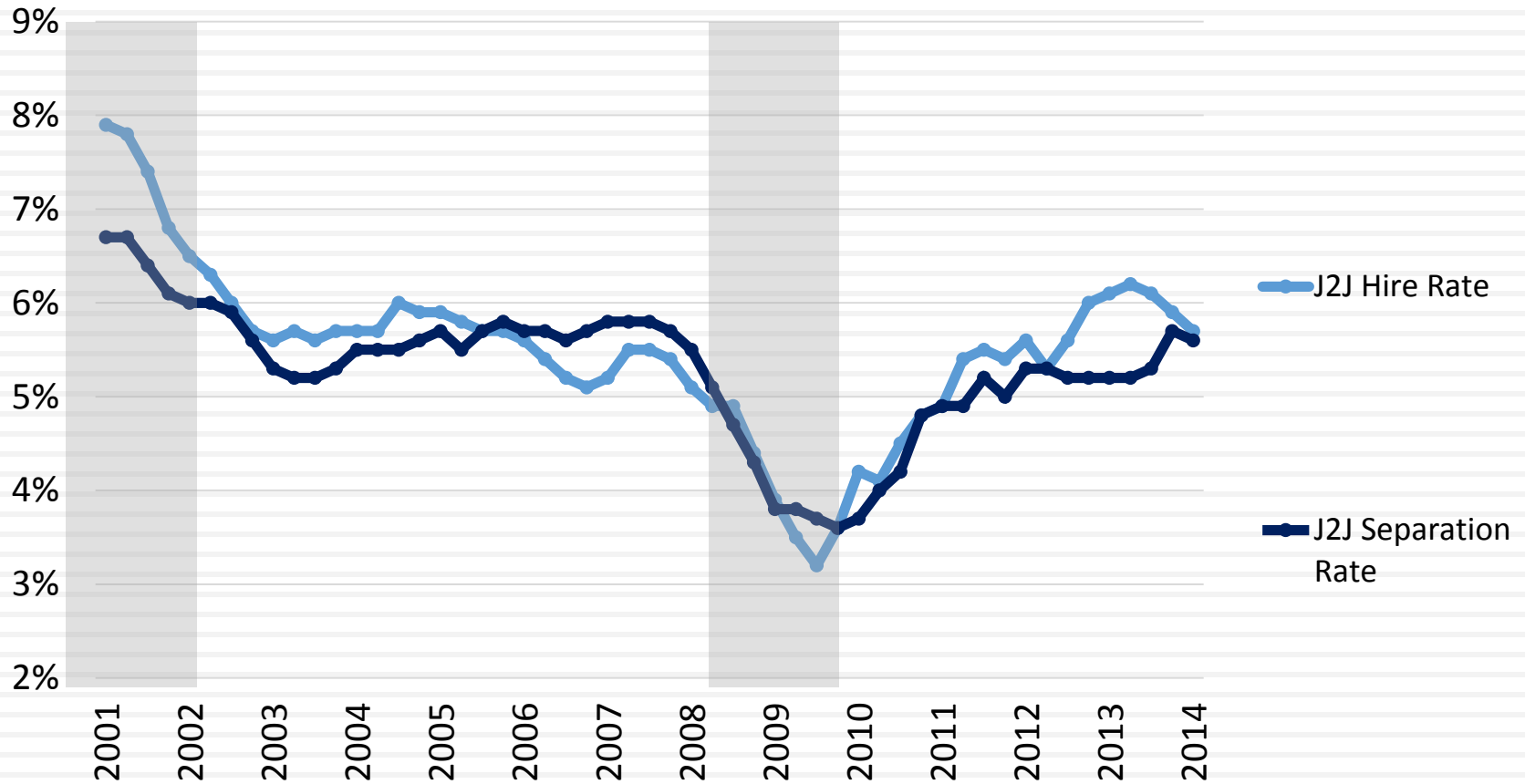
10



Source: U. S. Census Bureau, Local Employment-Household Dynamics, Job-to-Job Data Series, Quarterly Averages

Job Poaching in the Michigan Construction Sector - Seasonally Adjusted

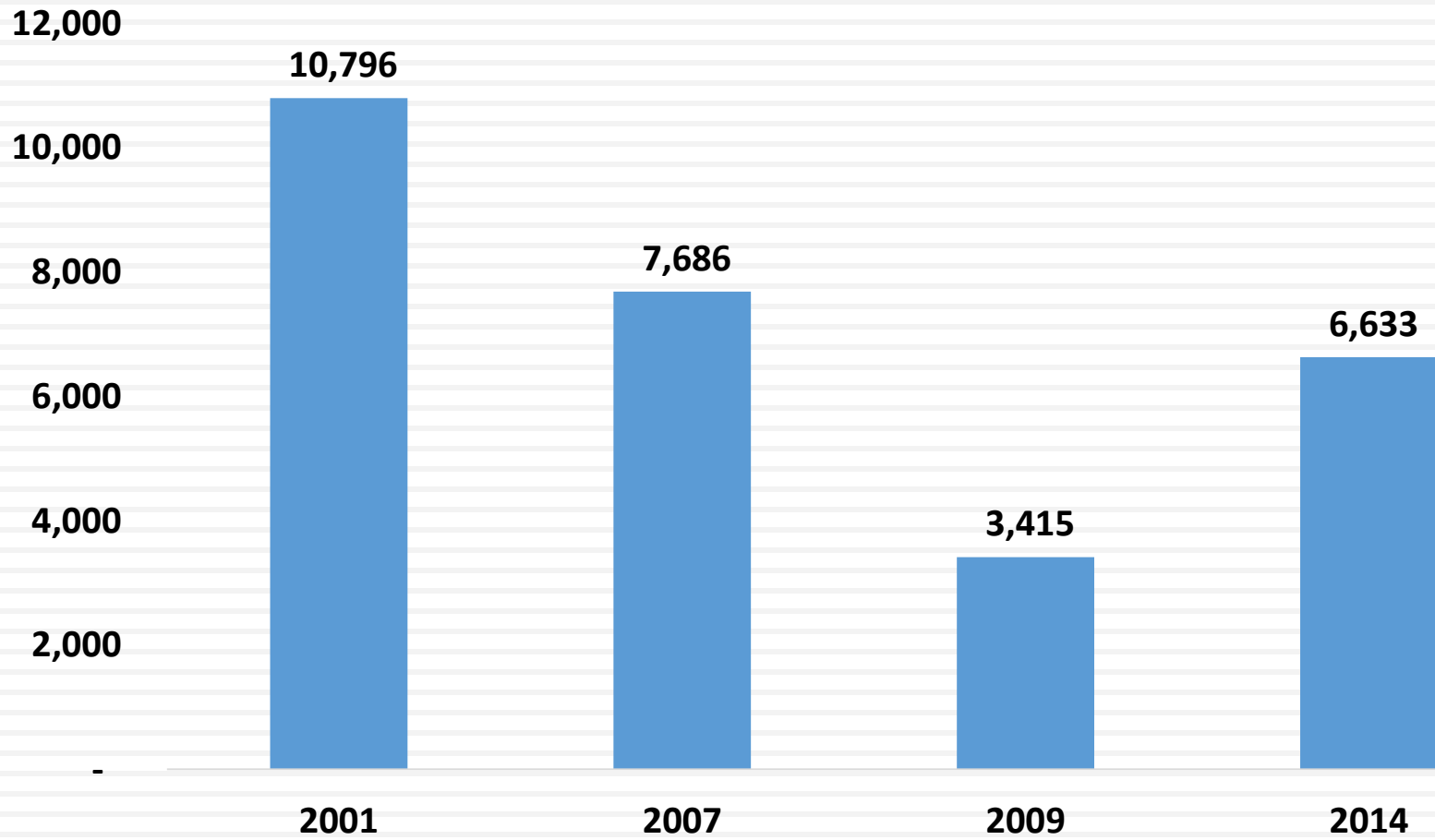
11



Source: U. S. Census Bureau, Local Employment-Household Dynamics, Job-to-Job Data Series, Quarterly Averages

Job-to-Job Movers in the Michigan Construction Industry, Second Quarter

12



Source: U. S. Census Bureau, Local Employment-Household Dynamics, Job-to-Job Data Series, Second Quarter

Top Ten Destination Industries of Construction Workers Job-to-Job Movers in Michigan

13

2001		2007		2009		2014	
Destin. Industry	% Total Job Movers	Destin. Industry	% Total Job Movers	Destin. Industry	% Total Job Movers	Destin. Industry	% Total Job Movers
Constr.	62%	Constr.	59%	Constr.	56%	Constr.	58%
Temp srvc	9%	Temp srvc	10%	Temp srvc	10%	Temp srvc	9%
Manuf.	5%	Manuf.	6%	Retail	6%	Manuf.	7%
Retail	5%	Retail	4%	Manuf.	5%	Retail	4%
Profess.	3%	Other srvc	3%	Accom.	4%	Profess.	3%
Accom.	3%	Profess.	3%	Health	3%	Other srvc	3%
Wholesale	2%	Wholesale	3%	Wholesale	2%	Wholesale	3%
Other srvc	2%	Accom.	2%	Profess.	2%	Accom.	2%
Health	1%	Transp.	2%	Other srvc	2%	Transp.	2%
Gov.	1%	Health	1%	Real Est.	2%	Health	1%

Source: U. S. Census Bureau, Local Employment-Household Dynamics, Job-to-Job Data Series, Second Quarter

Top Five Destination States of Michigan Construction Workers Job-to-Job Movers

14

2001		2007		2009		2014	
Destination States	Movers	Destination States	Movers	Destination States	Movers	Destination States	Movers
Nation	11,874	Nation	9,097	Nation	4,180	Nation	7,613
Michigan	10,796	Michigan	7,686	Michigan	3,415	Michigan	6,633
Ohio	188	Ohio	244	Ohio	130	Ohio	202
Indiana	113	Indiana	168	Illinois	102	Indiana	88
Illinois	74	Wisconsin	116	Wisconsin	66	Pennsylvania	73
Texas	67	Florida	102	Indiana	65	Illinois	60
Michigan Share	<u>91%</u>	Michigan Share	<u>84%</u>	Michigan Share	<u>82%</u>	Michigan Share	<u>87%</u>
Neighboring States	<u>3%</u>	Neighboring States	<u>6%</u>	Neighboring States	<u>9%</u>	Neighboring States	<u>5%</u>

Source: U. S. Census Bureau, Local Employment-Household Dynamics, Job-to-Job Data Series, Second Quarter

Conclusions and Future Research

- ❑ Even though the Michigan construction sector, like most other sectors of the economy, is on a rebound since the end of the recession, it still has a long way to go before it becomes as vibrant as it was in the early years of the millennium.
- ❑ The job-to-job employment dynamic shows a recent surge in the construction worker's confidence to find new jobs, indicating an increase in the health of the state's construction labor market.
- ❑ Access to restricted microdata will allow to extend this research by looking at the reasons workers move from job to job, industry to industry, and states to states, paying particularly attention to economic shocks like the recent recession.

Questions



Leonidas Murembya, Ph.D.

murembyal@Michigan.gov

517-241-6574